

# Genius Hour

A Complete  
Resource Packet

By:

Applejacks  
Teacher

# Genius Hour



## Students Need To:

1

Get the project approved by the teacher.


2

Research their project.

3

Present and share what they have learned.

Let the  
Passion Projects  
Begin!



# Topic Ideas



## What You Should Not Have:

---

- Dolphins
- Global Warming
- Television
- School Uniforms
- Natural Disasters
- Clocks
- Abraham Lincoln

\*All topics need to be in a form of a question and they shouldn't be too broad.

## What You Should Have:

---

- How do dolphins effect the ecosystem in which they live?
- What can we do to slow down or prevent more damage due to Global Warming?
- How are older and modern televisions designed? Are they that different?
- Do students have better behavior in schools that have a uniform policy?
- How do natural disasters effect human lives?
- How does the hand on a clock move?
- How did Abraham Lincoln influence the United States?



# Types of Research



- Internet using reliable sources
- Books on the subject- Nonfiction
- Encyclopedia
- Dictionary
- Magazines
- Periodicals
- Newspaper
- Talk to parents, teachers, others with information on the topic
- Interview with someone who has knowledge of the topic




Remember, use sources that are trustworthy. You may need to check several different resources to make sure the information is reliable.




# Ways to Share



- PowerPoint presentation
- Other media presentation programs – Prezi, ActivInspire, Emaze, etc.
- Video
- Model
- ABC book
- Poster display
- Play
- Puppet show
- Written report
- Charts, graphs, etc.
- Other ways to share that are approved by the teacher



Remember, content is balanced with presentation graphics and effects.





# Examples



What do you do if you get lost in the Wilderness?

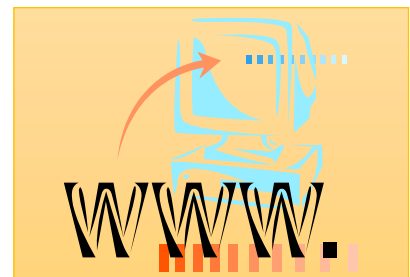
---

Two students researched and created a list of things someone can do if he/she is lost in the wilderness. Their list was comprehensive with pictures and examples. Their presentation began with the first thing you do – Don't Panic!


How does one navigate the internet more effectively?

---

A student made a PowerPoint of how one should navigate the internet. He included internet domain extensions, things to watch out for



that may be false, and how the internet tracks your movements with advertising.






# Conferencing




Date: _____ Students: _____ _____	Discussed: _____ _____ _____ _____
Date: _____ Students: _____ _____	Discussed: _____ _____ _____ _____
Date: _____ Students: _____ _____	Discussed: _____ _____ _____ _____
Date: _____ Students: _____ _____	Discussed: _____ _____ _____ _____




The goal is to meet with four groups a week.



# Student Resources



**My Topic Idea** 

Name: \_\_\_\_\_ Date: \_\_\_\_\_

**Passionate Project Idea**  
You need a thoughtful question that you want answered. It can't be something you can "Google" and find the answer easily.

**Question:**  
\_\_\_\_\_  
\_\_\_\_\_


**Where will you begin your research:**  
\_\_\_\_\_  
\_\_\_\_\_

You may work with one partner or alone.

I am working with \_\_\_\_\_  
 I am working alone.

You must be approved by your teacher.

You have been approved.  
 You have not been approved because: \_\_\_\_\_

 ©Applejacks Teacher

The My Topic Idea is what students fill out to get your approval. Sometimes this is the hardest part for them. Help them hone in on a good question to investigate.

I use the Note Taking page for students to record information that they have discovered. You will have to decide how you want them to cite their work.



**Note Taking** 

Name: \_\_\_\_\_ Date: \_\_\_\_\_

**Resource:**  
\_\_\_\_\_  
\_\_\_\_\_

**Facts and information:**  
\_\_\_\_\_  
\_\_\_\_\_  
\_\_\_\_\_  
\_\_\_\_\_  
\_\_\_\_\_

 ©Applejacks Teacher



**Check-in Sheet** 

Name: \_\_\_\_\_ Date: \_\_\_\_\_

**Where I am in my Passion Project:**  
\_\_\_\_\_  
\_\_\_\_\_

**Questions I have at this time:**  
\_\_\_\_\_  
\_\_\_\_\_

**What is going well with my project:**  
\_\_\_\_\_  
\_\_\_\_\_

**When do I think I will be ready to present:**  
\_\_\_\_\_

 ©Applejacks Teacher

I use the Check-in sheet with students every few weeks. I like them to reflect on the work they are doing and I can see the growth they are making. I don't use this every time we do Genius Hour.

# My Topic Idea



Name: \_\_\_\_\_

Date: \_\_\_\_\_

## Passionate Project Idea

You need a thoughtful question that you want answered. It can't be something you can "Google" and find the answer easily.

Question:

---

---

Preliminary Research: (Is there information on this topic?)

---

---

---

You may work with one partner or alone.

I am working with \_\_\_\_\_.


I am working alone.

You must be approved by your teacher.

You have been approved.

You have not been approved because:

---



# Note Taking



Name: \_\_\_\_\_

Date: \_\_\_\_\_

Resource:

---

---

---

Facts and information:

---

---

---

---

---

---

---

---

---



# Check-in Sheet



Name: \_\_\_\_\_ Date: \_\_\_\_\_

Where I am in my Passion Project:

---

---

---

Questions I have at this time:

---

---

---

What is going well with my project:

---

---

---

When do I think I will be ready to present:

---






# Student Resources

I pass out the My Presentation sheet to students the day they are presenting. Then when they have finished their presentation, they complete it and turn it in to me. Every student fills one out even if they had a partner.



**My Presentation** 

Remember:

- Speak clearly and loud enough for all to hear.
- Show your presentation so all can see.
- Share what you have learned about your topic.
- Answer questions at end of presentation.

**Self-evaluation**

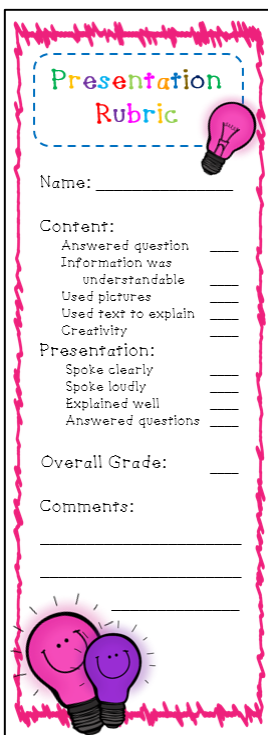
What things went well with your presentation?  
\_\_\_\_\_


What things do you think you could improved on?  
\_\_\_\_\_

Did the research of this topic encourage you to want to learn more on this topic? Explain.  
\_\_\_\_\_

What grade would you give yourself?  
Why? \_\_\_\_\_

 ©Applejacks Teacher



**Presentation Rubric** 

Name: \_\_\_\_\_

**Content:**


- Answered question \_\_\_\_\_
- Information was understandable \_\_\_\_\_
- Used pictures \_\_\_\_\_
- Used text to explain \_\_\_\_\_
- Creativity \_\_\_\_\_

**Presentation:**

- Spoke clearly \_\_\_\_\_
- Spoke loudly \_\_\_\_\_
- Explained well \_\_\_\_\_
- Answered questions \_\_\_\_\_

Overall Grade: \_\_\_\_\_

Comments:  
\_\_\_\_\_  
\_\_\_\_\_  
\_\_\_\_\_



I use the Presentation Rubric to grade students. I usually use 10 points for each line except, answers question and information was understandable. I give them 15 points each, which makes it all add up to 100 points. I left the points open so you can use what works best for you.

I also have students fill out the invitation to their parents.



**You're Invited** 

Dear \_\_\_\_\_

I am inviting you to my Genius Hour Presentation on \_\_\_\_\_ at \_\_\_\_\_.

Hope to see you there,  
\_\_\_\_\_





# My Presentation



Remember:

- Speak clearly and loud enough for all to hear.
- Show your presentation so all can see.
- Share what you have learned about your topic.
- Answer questions at end of presentation.

## Self-evaluation

Name: \_\_\_\_\_

What things went well with your presentation?

---

---

What things do you think you could improved on?

---

---

Did the research of this topic encourage you to want to learn more on this topic? Explain.

---

---

What grade would you give yourself?

Why? \_\_\_\_\_

---



# Presentation Rubric



Name: \_\_\_\_\_

## Content:

- Answered question \_\_\_\_\_
- Information was understandable \_\_\_\_\_
- Used pictures \_\_\_\_\_
- Used text to explain \_\_\_\_\_
- Creativity \_\_\_\_\_


## Presentation:

- Spoke clearly \_\_\_\_\_
- Spoke loudly \_\_\_\_\_
- Explained well \_\_\_\_\_
- Answered questions \_\_\_\_\_

Overall Grade: \_\_\_\_\_

## Comments:

\_\_\_\_\_  
\_\_\_\_\_  
\_\_\_\_\_



# Presentation Rubric



Name: \_\_\_\_\_

## Content:

- Answered question \_\_\_\_\_
- Information was understandable \_\_\_\_\_
- Used pictures \_\_\_\_\_
- Used text to explain \_\_\_\_\_
- Creativity \_\_\_\_\_


## Presentation:

- Spoke clearly \_\_\_\_\_
- Spoke loudly \_\_\_\_\_
- Explained well \_\_\_\_\_
- Answered questions \_\_\_\_\_

Overall Grade: \_\_\_\_\_

## Comments:

\_\_\_\_\_  
\_\_\_\_\_  
\_\_\_\_\_



# You're Invited



Dear \_\_\_\_\_,

I am inviting you to my  
Genius Hour Presentation on  
\_\_\_\_\_ at \_\_\_\_\_.

Hope to see you there,  
\_\_\_\_\_



©Applejacks Teacher

# You're Invited



Dear \_\_\_\_\_,

I am inviting you to my  
Genius Hour Presentation on  
\_\_\_\_\_ at \_\_\_\_\_.

Hope to see you there,  
\_\_\_\_\_

